

Connector nails with **length identification** on head makes it easy to audit after installation

The well-known CNA connector nails are now supplied with a head-stamp that makes it easy to identify the length after installation.

The ETA-approved CNA connector nail, which is supplied in many different lengths and sizes, loose and collated, is a fully documented fastener used for installing Simpson Strong-Tie® connectors to wood.

When CNA nails are used to install Simpson Strong-Tie® connectors, the load-bearing capacities published in our catalogues and on our website are valid.

**Benefits**

- ETA-approved
- High pull-out resistance
- Length identification on head makes it easy to audit after installation



CNA connector nails with the new head-stamps come in a variety of lengths and sizes. See next page for more information.



ABR9020 reinforced angle bracket installed with CNA4.0X50 connector nails.

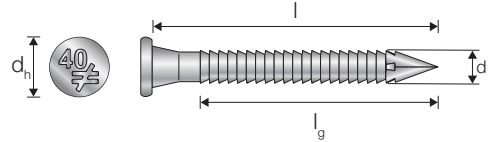


Stamps on the connectors together with the stamps on the head of the nails makes it easy to audit the installations afterwards.

# SolidDrive™ CNA Connector Nail



Connector nails with **length identification** on head makes it easy to audit after installation

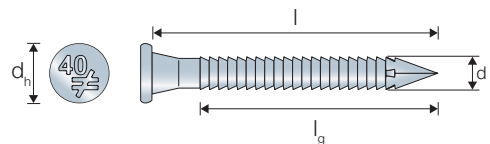


## CNA Electro Galvanised

Model No.	Dimensions [mm]				
	d	l	d <sub>h</sub>	l <sub>g</sub>	
CNA3.1X40*	3.1	40	6.2	30.0	500
CNA3.1X60*	3.1	60	6.2	50.0	250
CNA3.7X50*	3.7	50	7.4	40.0	250
CNA4.0X35**	4.0	35	7.0	26.0	250
CNA4.0X35-HV	4.0	35	7.0	26.0	1500
CNA4.0x40**	4.0	40	7.0	31.0	250
CNA4.0X40-FR	4.0	40	7.0	31.0	1500
CNA4.0X50**	4.0	50	7.0	41.0	250
CNA4.0X50-HV	4.0	50	7.0	41.0	1500
CNA4.0X60**	4.0	60	7.0	51.0	250
CNA4.0X60-HV	4.0	60	7.0	51.0	1000
CNA4.0X75	4.0	75	7.0	66.0	250
CNA4.0X75-HV	4.0	75	7.0	66.0	1000
CNA4.0X100	4.0	100	7.0	70.0	100
CNA6.0X60*	6.0	60	12.0	50.0	100
CNA6.0X80*	6.0	80	12.0	70.0	100
CNA6.0X100*	6.0	100	12.0	70.0	100

\* No length identification head-stamp.

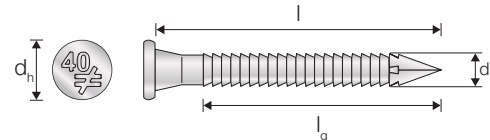
\*\* Available as a collated nail for standard pneumatic tools. See more on [www.strongtie.eu](http://www.strongtie.eu).



## CNA-G Hot Dip Galvanised

Model No.	Dimensions [mm]				
	d	l	d <sub>h</sub>	l <sub>g</sub>	
CNA4.0X40G*	4.0	40	7.0	30.0	250

\* Available as a collated nail for standard pneumatic tools. See more on [www.strongtie.eu](http://www.strongtie.eu).



## CNA-S Stainless Steel A4

Model No.	Dimensions [mm]				
	d	l	d <sub>h</sub>	l <sub>g</sub>	
CNA4.0X35S	4.0	35	7.0	25.0	250
CNA4.0X35S-HV	4.0	35	7.0	25.0	1500
CNA4.0X40S	4.0	40	7.0	30.0	250
CNA4.0X50S	4.0	50	7.0	40.0	250
CNA4.0X50S-HV	4.0	50	7.0	40.0	1500
CNA4.0X60S	4.0	60	7.0	50.0	250
CNA6.0X60S*	6.0	60	12.0	50.0	100

\* No length identification head-stamp.

For additional technical data, such as load-bearing capacities, installation data and more, visit our website [www.strongtie.eu](http://www.strongtie.eu).